






PU3402A Assembly Guide

Before Assembling:

1. Please check the accessory list before assembly. Contact your local dealer if you find any parts missing.
2. Please read through the assembly guide.

Assembling Accessories

		
M3x7 Copper nut *4	M3x14 Screw*4	M3x3 Screw*4
		
Tooling *1	Adapter *1	

